

Kensington Traders Ltd. New Aluminium Column Catalogue



Office & Showroom at 23/25 Ribocon Way

Progress Park, Luton, LU4 9UR

Tel: 01582 491925 - Fax: 01582 491925

E: sales@kensingtonforge.co.uk W: www.balustrade-systems.com

Bespoke Structural and Decorative Columns

Initially designed for outdoor usage (conservatories, gazebos, orangeries, verandas, terraces etc.), these columns can also be used for indoor projects (lofts, decoration and restorations, pubs, mezzanines, etc.)



These Columns are built in cast aluminium and are cut to size to fit your needs and are modular because all elements (capitals, bases, shafts, decorative elements) can be chosen independently from each other.



Once lacquered, there is no visible difference between our cast aluminium columns and casted steel.







Index



Column Ø 60mm (Page 1)



Column Ø 80mm (Page 1-4)



Column Ø 100mm (Page 5-6)

Information - Finishing (Page 7)




Configurations (Page 8-9)

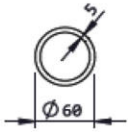
Lock System (Page 10)

Decorative Accessories (Page 11-13)



Column Ø 60mm



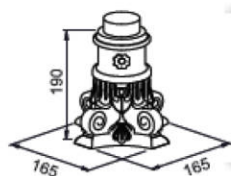
Paal type '1'
 ref. lengte 200cm": 60 P1-2000
 ref. lengte 250cm": 60 P1-2500
 ref. lengte 300cm": 60 P1-3000





Weight: 10-15kg

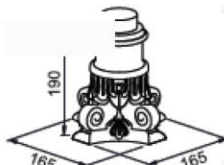
Tempel Rozet
 ref. : 60 TEMP A





Weight: 2.8 kg
 Structural element

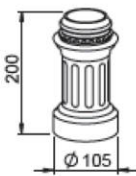
Tempel
 ref. : 60 TEMP B




Weight: 2.8 kg
 Structural element


Tradition Royal
 ref. : 60 TRADROY



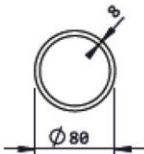
Weight: 2.8 kg
 Structural element





Column Ø 80mm



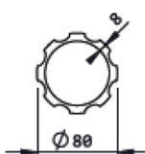
Paal type '1'
 ref. lengte 200cm": 80 P1-2000
 ref. lengte 250cm": 80 P1-2500
 ref. lengte 300cm": 80 P1-3000





Weight: 10-15kg

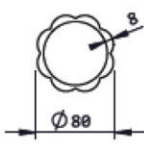
Paal type '2'
 ref. lengte 200cm": 80 P2-2000
 ref. lengte 250cm": 80 P2-2500
 ref. lengte 300cm": 80 P2-3000





Weight: 10-15kg

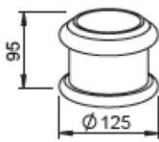
Paal type '3'
 ref. lengte 200cm": 80 P3-2000
 ref. lengte 250cm": 80 P3-2500
 ref. lengte 300cm": 80 P3-3000





Weight: 10-15kg

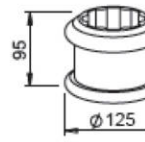
Deco type '1'
 ref.: 80 DECO 1





Weight: 1.3kg
 Structural element

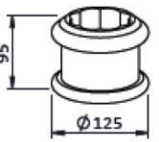
Deco type '2'
 ref.: 80 DECO 2




Weight: 1.3kg
 Structural element


Deco type '3'
 ref.: 80 DECO 3



Weight: 1.3kg
 Structural element




Allen Key

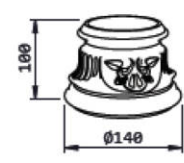


Example: Allen key


Column Ø 80mm



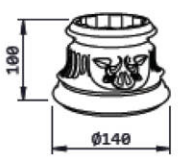
Fleur type '1'
ref.: 80 FLEUR 1




Weight: 1.2 kg
Structural element



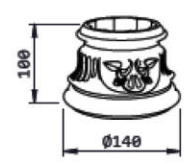
Fleur type '2'
ref.: 80 FLEUR 2




Weight: 1.2 kg
Structural element



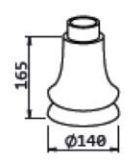
Fleur type '3'
ref.: 80 FLEUR 3




Weight: 1.2 kg
Structural element



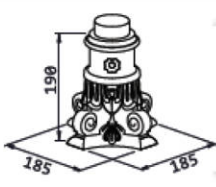
Tulip
ref.: 80 TULIP




Weight: 1.3 kg
Structural element



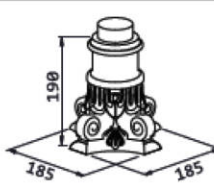
Tempel Rozet
ref.: 80 TEMP A




Gewicht : 4,4 kg
Structureel element



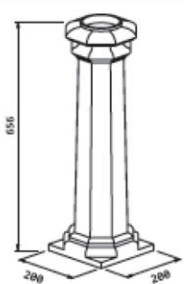
Tempel
ref.: 80 TEMP B




Gewicht : 4,4 kg
Structureel element



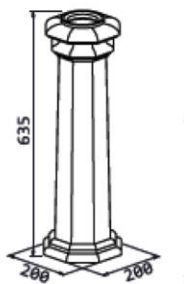
Square A
ref.: 80 SQUA A




Weight: 8.8 kg
Structural element



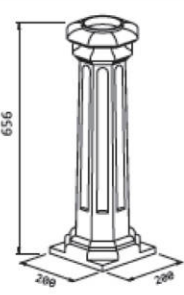
Square B
ref.: 80 SQUA B




Weight: 8.2 kg
Structural element



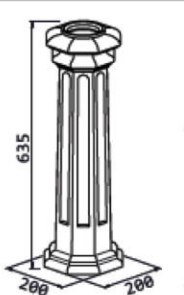
Square Royal A
ref.: 80 SQUAROY A




Weight: 9kg
Structural element



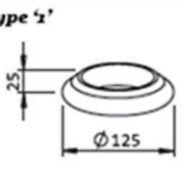
Square Royal B
ref.: 80 SQUAROY B




Weight: 7.2 kg
Structural element



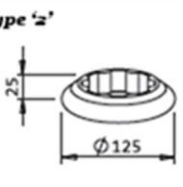
Ring Architect type '1'
ref.: 80 R ARCHI 1



Weight : 0,3 kg
Non - structural element



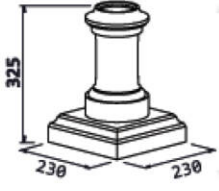



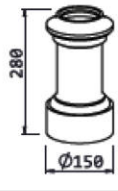



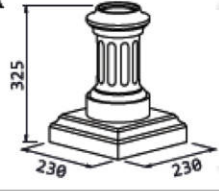



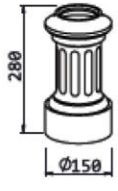



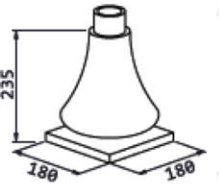



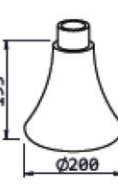



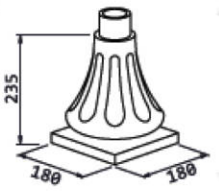



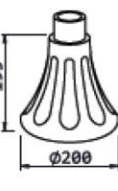



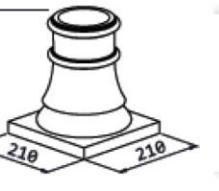







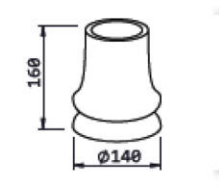







Ring Architect type '2'
ref.: 80 R ARCHI 2

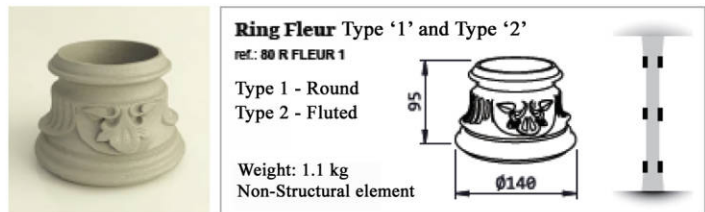
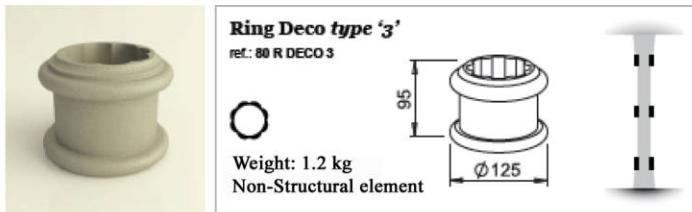
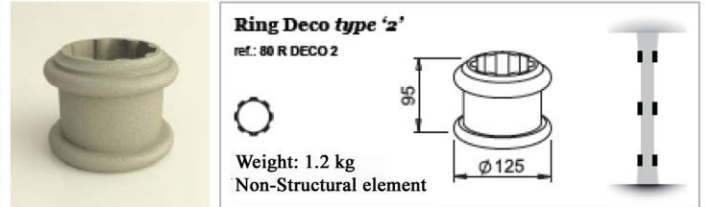
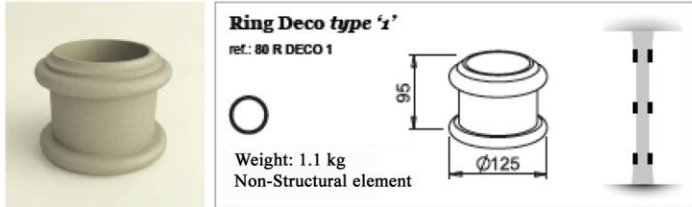
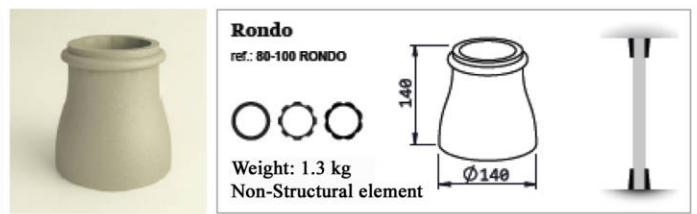
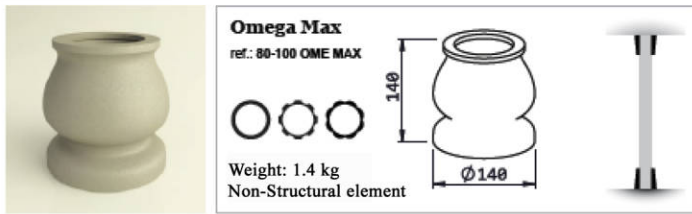


Weight : 0,3 kg
Non - structural element

Column Ø 80mm

	<p>Tradition A ref.: 80 TRAD A</p>  <p>Weight: 5.7 kg Structural element</p>  		<p>Tradition B ref.: 80 TRAD B</p>  <p>Weight: 2.7 kg Structural element</p>  
	<p>Tradition Royal A ref.: 80 TRADROY A</p>  <p>Weight: 5.7 kg Structural element</p>  		<p>Tradition Royal B ref.: 80 TRADROY B</p>  <p>Weight: 2.7 kg Structural element</p>  
	<p>Trompet A ref.: 80 TROMP A</p>  <p>Weight: 3.3 kg Structural element</p>  		<p>Trompet B ref.: 80 TROMP B</p>  <p>Weight: 2.9 kg Structural element</p>  
	<p>Trompet Royal A ref.: 80 TROMPROY A</p>  <p>Weight: 3.9 kg Structural element</p>  		<p>Trompet Royal B ref.: 80 TROMPROY B</p>  <p>Weight: 2.9 kg Structural element</p>  
	<p>Opera A ref.: 80 OPE A</p>  <p>Weight: 5.7 kg Structural element</p>  		<p>Opera B ref.: 80 OPE B</p>  <p>Weight: 4.3 kg Structural element</p>  
	<p>Grote Tulip ref.: 80-100 TULIP L</p>  <p>Weight: 1.3 kg Structural element</p>  		<p>Omega ref.: 80-100 OME</p>  <p>Weight: 1.2 kg Structural element</p>  

Column Ø 80mm



Maximum admissible axial charges for our columns (in metric tons)

diameters (mm) Wall thickness/ épais. paroi (mm)	Ø 80		
	5	8	10
heights (mm) hauteurs mm	fluted / cannelé	plain/lisse	plain/lisse
2000	7,06	9,95	11,69
2500	4,98	7,07	8,25
3000	3,62	5,15	5,99
3500	2,73	3,89	4,52
4000	2,13	3,03	3,52

Notes (UK)

These figures are only applicable for vertical axial weights, and for columns that are perfectly vertical.


Ø100 plain/lisse		
5	5	10
normal	concrete-filled rempli de béton	normal
10,94	13,67	19,93
8,74	9,99	15,53
6,74	7,36	11,80
5,22	5,59	9,09
4,12	4,36	7,16

The Ø 100 column can be filled with concrete*, which greatly increases the maximal admissible weight.

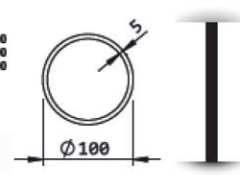
Column Ø 100mm




Column Ø 100mm



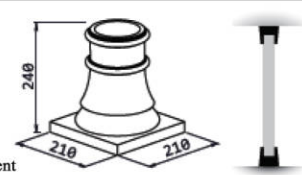
Paal
 ref. lengte 200cm : 100 P1-2000
 ref. lengte 250cm : 100 P1-2500
 ref. lengte 300cm : 100 P1-3000




Weight: 10-15kg




Opera A
 ref.: 100 OPE A




Weight: 5.7 kg
 Structural element




Opera B
 ref.: 100 OPE B




Weight: 4.3 kg
 Structural element



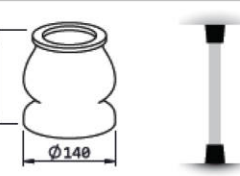
Omega
 ref.: 80-100 OME




Weight: 1.2 kg
 Structural element



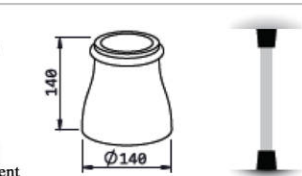
Omega Max
 ref.: 80-100 OME MAX




Omega Max S also available
 Weight: 1.4 kg
 Structural element



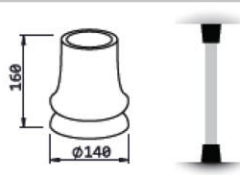
Rondo
 ref.: 80-100 RONDO




Weight: 1.3 kg
 Structural element



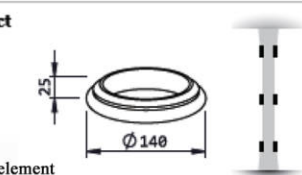
Grote Tulip
 ref.: 80-100 TULIP L




Weight: 1.3 kg
 Structural element



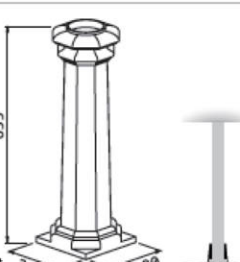
Ring Architect
 ref.: 100 R ARCHI 1




Weight: 0.3 kg
 Non-Structural element



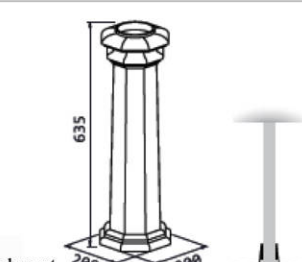
Square A
 ref.: 100 SQUA A




Weight: 8.8 kg
 Non-Structural element



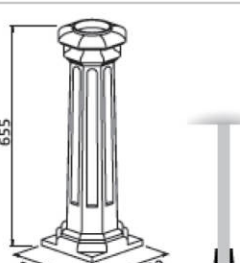
Square B
 ref.: 100 SQUA B




Weight: 8.2 kg
 Non-Structural element



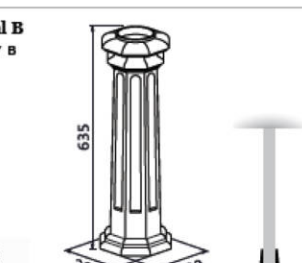
Square Royal A
 ref.: 100 SQUAROY A



Weight: 9 kg
 Non-Structural element



Square Royal B
 ref.: 100 SQUAROY B



Weight: 7.2 kg
 Non-Structural element

Information

What about the 'finishing touch' of the columns ?

Basically, you have three options: leave the columns as they are, get these powder-coated or lacquer them.

Leave the columns as they are:

Many people do just that, because they like the natural aluminium appearance. This will not change very much over the time. Aluminium does not "rust", but coats itself with a very thin layer of aluminum oxide (a few microns thick), immediately after the foundry operations. This layer will not increase with time (contrarily to what happens with rust), but will remain perfectly stable over the years; it is the coat itself that protects aluminium against further corrosion. This coat will already be there by the time you will receive the columns; so it is up to you to decide: lacquer or no lacquer?

Powder-coating

Because this process is rather expensive, we only recommend it formally for installations in the vicinity of the sea, as a protection against galvanic corrosion*. Otherwise, it's up to you. We can get the columns powder-coated (epoxy-powder) for you should you so desire. But then we need the RAL reference of the colour you want, the light-reflexion percentage you need (see note), and -especially if the columns will be part of a construction that has already been coated-, the powder code, just to be certain to get exactly the same appearance.

Note: between a 'matt' and a 'glossy' finish, there are tens of shades of 'satin' finishes. The 'light reflexion percentage' (or 'gloss level') will enable us to give precise instructions to our lacquer.

Lacquering

Lacquering by hand is a good options, and much less expensive than powder-coating. It has also the advantage that it can be carried out after the columns are installed, avoiding so any risk of damaging the powder-coating during the installation process.

The first step is to thoroughly remove any dust of all the surfaces, and to degrease these with some Acetone or (better) some professional degreasing liquid. Then, apply a layer of good quality aluminium-compatible primer, let it dry. Then, apply 2 layers of a professional lacquer, with an adapted brush.

Tip: Do not buy the products you need in the first DIY you encounter. Buy these by a professional, and explain what you intend to do!

Since all our products are sand-blasted before leaving our foundry, you will get a very nice finish after powder-coating or lacquering, making it nearly impossible for a non-expert to see the difference with ancient columns in cast iron.

Configurations Height - 2000mm



Configurations Height - 2000mm



Lock system


1

Bottom fixing

Fasten the piece into the ground with bolts.

For water pipes diameter 60 mm.

Can be used on surfaces such as
 - Concrete
 - Wood
 - Paving tiles




2

Top fixing type 1

Fix the piece to the ceiling with bolts.

For water pipes diameter 60 mm.

Can be used on surfaces such as
 - Concrete
 - Wood
 - Paving tiles




Top fixing type 2

Fix the casing to the ceiling with bolts;

bolt the piece to the casing.

For water pipes diameter 100 mm.



Top fixing type 3

Bolt the square to the casing;

bolt the corner piece to the casing;

bolt the corner-piece to the wall.

For water pipes diameter 100 mm.



3

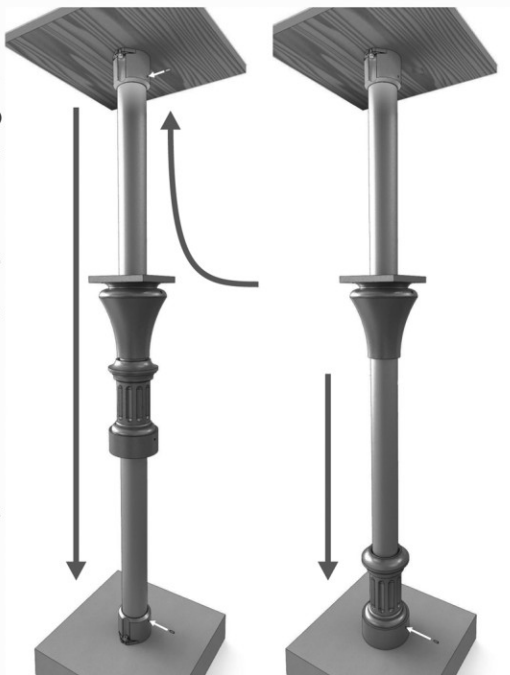
Fixing the shaft and the end elements

Wrap the shaft into a protective sheet (celluloid or similar) in order to protect the lacquering, and put the decorative elements on the shaft. Maintain in place.

Insert the shaft into the top fixing, and then let it go into place in the bottom fixing.

Fix the shaft to the fixing systems with screws.

Drill and tap small holes into the decorative elements, and use umbraco-type bolts to fix these elements to the shaft.



Decorative Accessories



Decorative rectangle Pergola

ref.: PER 002


Dimensions : 580mm x 330mm x 13mm
Weight: 3.8kg



Ring for tie rods Anémone

ref.: TR 001

Dimensions : 155mm x 120mm x 25mm
Weight: 0.8kg



Decorative batten with cubic blocs

ref.: BL 001

Dimensions : 450mm x 30mm x 30mm
Weight: 0.63kg



Horse head

ref.: PK 005

Dimensions : 256mm x 210mm (bas : Ø 160mm)
Weight: 4.9kg



Support Victoria Station

ref.: HS 01

Dimensions : 430mm x 275mm x 45mm
Weight: 3.1kg



Support Maximus

ref.: HS 02

Dimensions : 1180mm x 390mm x 70mm
Weight: 7.4kg



Support Elegance

ref.: HS 03

Dimensions : 430mm x 180mm x 50mm
Weight: 1.7kg



Angle piece Pergola

ref.: PER 001

Dimensions : 600mm x 330mm x 13mm
Weight: 1.4kg



Palmette / Ornament Printemps

ref.: RO 016

Dimensions : 240mm x 345mm x 60mm
Weight: 2.4kg



Palmette / Ornament Losange

ref.: RO 018

Dimensions : 200mm x 105mm x 11mm
Weight: 0.106kg



Palmette / Ornament Chevalier

ref.: RO 019

Dimensions : 293mm x 203mm x 34mm
Weight: 1.1kg



Palmette / Ornament Flabstract

ref.: RO 020

Dimensions : 295mm x 150mm x 10mm
Weight: 0.2kg

Decorative Accessories



Palmette / Ornement Fleur de Lys

ref.: RO 004

Dimensions : 77mm x 70mm x 8mm
Weight: 0.043kg



Palmette / Ornement Flamme

ref.: RO 007

Dimensions : 109mm x 93mm x 20mm
Weight: 0.223kg



Palmette / Ornement Aquarius

ref.: RO 011

Dimensions : 84mm x 46mm x 11mm
Weight: 0.04kg



Palmette / Ornement Corbeille de Fruit

ref.: RO 012

Dimensions : 440mm x 90mm x 17mm
Weight: 0.195kg



Palmette / Ornement Venus

ref.: RO 013

Note: Angle piece
Dimensions : 196mm x 114mm x 21mm
Weight: 0.258kg



Palmette / Ornement Romantique

ref.: RO 015

Dimensions : 265mm x 97mm x 14mm
Weight: 0.085kg



Rosette Nuages

ref.: RO 009

Dimensions : Ø90mm - épaisseur 18mm
Weight: 0.175kg



Rosette Petite Fleur

ref.: RO 010

Dimensions : Ø47mm - épaisseur 6mm
Weight: 0.02kg



Rosette Pâquerette

ref.: RO 014

Dimensions : Ø150mm - épaisseur 17mm
Weight: 0.365kg



Rosette Maximus

ref.: RO 017

Dimensions : Ø245mm - épaisseur 60mm
Weight: 0.9kg



Rosette Huit-Feuilles

ref.: RO 001

Dimensions : Ø70mm - épaisseur 30mm
Weight: 0.06kg



Rosette Fleur

ref.: RO 002

Dimensions : Ø47mm - épaisseur 7mm
Weight: 0.01kg



Rosette Poppy

ref.: RO 003

Dimensions : Ø62mm - épaisseur 10mm
Weight: 0.04kg



Rosette Six-Feuilles

ref.: RO 005

Dimensions : Ø71mm - épaisseur 9mm
Weight: 0.055kg

Decorative Accessories



Rosette Celtic

ref.: RO 006

Dimensions : Ø118mm - épaisseur 9mm
Weight: 0.16kg



Rosette Marguerite

ref.: RO 008

Dimensions : Ø60mm - épaisseur 19mm
Weight: 0.127kg



Roofpeak Léonidas

ref.: EP 007

Dimensions : 215mm x 90mm (bas : Ø 16mm)
Weight: 0.19kg



Roofpeak Fleur de Lys

ref.: EP 008

Dimensions : 190mm x 73mm (bas : Ø 15mm)
Weight: 0.116kg



Frieze Gothique

ref.: VK 002

Dimensions : 455mm x 210mm x 40mm
Weight: 1kg



Spearhead Gothique

ref.: EP 002

Dimensions : 300mm x 133mm x 40mm
Weight: 0.6kg



Frieze Fleur de Lys

ref.: VK 004

Dimensions : 500mm x 192mm x 45mm
Weight: 1.9kg



Spearhead Fleur De Lys

ref.: EP 004

Dimensions : 320mm x 100mm x 50mm
Weight: 1.23kg



Roofpeak Shogun

ref.: EP 005

Dimensions : 310mm x 117mm x 63mm
Weight: 0.67kg



Roofpeak D'Artagnan

ref.: EP 006

Dimensions : 216mm x 59mm Base 33mm
Weight: 0.52kg





Kensington Traders Ltd.

Office & Showroom at 23/25 Ribocon Way
Progress Park, Luton, LU4 9UR

Tel: 01582 563794 - Fax: 01582 491925

Free Phone: 0800 731 5528

Email: Sales@kensingtonforge.co.uk

Website: <http://www.balustrade-systems.com>