

Designed for: Residential and commercial use
Use: Indoor and Outdoor
Variants: Wall mount (facade, window, reveal)
Applications: Juliet Balconies
Material: Aluminum (mill finish or brushed anodized or RAL Matte Black)
Glass thickness: 1/2" - 27/32" (12mm-21.52mm)

Kensington
Balustrade
Systems



FRAMELESS GLASS JULIET BALCONY KITS

Elegant, Minimalist Structures That Deliver Maximum Strength

Aluminum Frameless Glass Juliet Balcont Kits is an ultra-flexible Juliet balcony system that provides unrestricted views. Thanks to the vertical glass profiles, there's absolutely nothing that disrupts the view. The aluminum profiles can be mounted in three different ways: onto the facade, between reveals or onto the window frame.




- * Create a virtually invisible Juliet balcony with clear view thanks to the extremely slender profiles and concealed assembly points.
- * Choose from a variety of assembly options, including facade mounting, between reveals and onto a window frame.



Aluminum Frameless Glass Juliet Balcont Kits is designed for maximum versatility and ease of use. The same wall profile can be used to install a Juliet balcony in 3 different scenarios: onto a Facade, onto a window frame or to reveals.

View

Facade mounting



Onto Facade

View


Frame mounting




Onto Window Frame

View

Reveal mounting



Between Reveals



Juliet Balcony -Aluminum

Glass(mm)	Height(mm)	U-Post(mm)
12-21.52	1000	38X37
12-21.52	1100	38X37

- * Each stock no. includes two posts (left and right side) and below accessories
 - 2 x End Cap
 - 2 x Rubber Set (2x Front Side Rubber and 2x Installer Side Rubber)
 - 2 x L-shaped Cover Profile for Facade mounting
 - 4 x Extra Slim Cover Profile for Reveal mounting
- * Glass excluded

Key Features

- Fall protection for Juliet Balconies
- Pre-assembled as set
- Max. width up to 3000 mm
- Available for different glass thicknesses: 12-21.52mm
- Independently tested and certified to BS6180:2011 3kN
- Quick and simple mounting
- Three mounted ways: Onto the facade, between reveals or onto the window frame
- Easier and faster to install from the inside or outside
- Suitable for plastic, aluminium and wooden frames
- Mounting on stone, concrete and steel
- Available for Original Color, Anodized, Anodized Satin, RAL structured matte black finish now.





Kensington Balustrade Systems

