

grande forge

Présente

CARBONE

CARBONE

Cette collection vous offre la possibilité de vous différencier et créer des rampes d'escaliers avec une matière et des couleurs remarquables.

Le corps de ces balustres et poteaux est en fibre de carbone
Ils sont montés, au choix, avec des embouts en acier CARRÉS (K), RONDS (R) ou
RONDS INOX (W), permettant éventuellement le montage de la rampe par soudage
ou vissage.

Usage exclusif en intérieur



CARBONE RED

ø 90mm
H: 140mm

ø 3 1/2"
H: 5 1/2"

ø 100mm
H: 140mm

ø 4"
H: 5 1/2"




TCARB-RED



TBL90-RED




TBL70-RED



● 42.4
 ● 35 x 165mm
 ■ 30
 ● 1 11/16"
 ● 1 3/8" x 6 1/2"
 ■ 1 3/8"

1225mm - 48 1/4"
 700mm - 27 9/16"

● 42.4
 ● 40 x 360mm
 ■ 35
 ● 1 11/16"
 ● 1 9/16" x 14 3/16"
 ■ 1 3/8"




165mm
 6 1/2"

1120mm - 45 9/16"
 700mm - 27 9/16"

255mm
 9 7/8"




● 16 mm 5/8"	Ø = 63mm Ø = 2 1/2"	CSR16-RED
● 40 mm 1 5/8"	Ø = 120mm Ø = 4 3/4"	CSR40-RED
● 42.4 mm 1 11/16"	Ø = 80mm Ø = 1 1/8"	CSR42-RED



■ 16 mm 5/8"	A = 60mm A = 2 3/8"	CSK16-RED
■ 35 mm 1 3/8"	A = 92mm A = 3 5/8"	CSK35-RED



● 16 mm 5/8"	Ø = 63mm Ø = 2 1/2"	CSR16CARB
● 40 mm 1 5/8"	Ø = 120mm Ø = 4 3/4"	CSR40CARB
● 42.4 mm 1 11/16"	Ø = 80mm Ø = 3 1/8"	CSR42CARB



■ 16 mm 5/8"	A = 60mm A = 2 3/8"	CSK16CARB
■ 35 mm 1 3/8"	A = 92mm A = 3 5/8"	CSK35CARB

● 40 mm 1 5/8"	PCAR10-R-RED	PCAR11-R-RED
● 42.4 mm INOX 1 11/16"	PCAR10-W-RED	PCAR11-W-RED
■ 35 mm 1 3/8"	PCAR10-K-RED	PCAR11-K-RED

BCAR10-R-RED	BCAR11-R-RED	16 mm ● 5/8"
BCAR10-W-RED	BCAR11-W-RED	16 mm INOX ● 5/8"
BCAR10-K-RED	BCAR11-K-RED	16 mm ■ 5/8"



CARBONE BLUE

ø 90mm
H: 140mm

ø 3 1/2"
H: 5 1/2"

ø 100mm
H: 140mm



ø 4"
H: 5 1/2"




TCARB-BLU

TBL90-BLU

TBL70-BLU




● 16 mm 5/8"	Ø = 63mm Ø = 2 1/2"	CSR16-BLU
● 40 mm 1 5/8"	Ø = 120mm Ø = 4 3/4"	CSR40-BLU
● 42.4 mm 1 11/16"	Ø = 80mm Ø = 3 1/8"	CSR42-BLU



■ 16 mm 5/8"	A = 60mm A = 2 3/8"	CSK16-BLU
■ 35 mm 1 3/8"	A = 92mm A = 3 5/8"	CSK35-BLU



● 16 mm 5/8"	Ø = 63mm Ø = 2 1/2"	CSR16CARB
● 40 mm 1 5/8"	Ø = 120mm Ø = 4 3/4"	CSR40CARB
● 42.4 mm 1 11/16"	Ø = 80mm Ø = 3 1/8"	CSR42CARB



■ 16 mm 5/8"	A = 60mm A = 2 3/8"	CSK16CARB
■ 35 mm 1 3/8"	A = 92mm A = 3 5/8"	CSK35CARB

● 40 mm 1 5/8"	PCAR10-R-BLU	PCAR11-R-BLU
● 42.4 mm INOX 1 11/16"	PCAR10-W-BLU	PCAR11-W-BLU
■ 35 mm 1 3/8"	PCAR10-K-BLU	PCAR11-K-BLU

BCAR10-R-BLU	BCAR11-R-BLU	16 mm 5/8"	●
BCAR10-W-BLU	BCAR11-W-BLU	16 mm INOX 5/8"	●
BCAR10-K-BLU	BCAR11-K-BLU	16 mm 5/8"	■



CARBONE WHITE

ø 90mm
H: 140mm

ø 3 1/2"
H: 5 1/2"

ø 100mm
H: 140mm

ø 4"
H: 5 1/2"




ø 54mm
ø 2 1/8"

ø 54mm
ø 2 1/8"

TCARB-WHI

TBL90-WHI


TBL70-WHI



● 42.4
● 35 x 165mm
■ 30
● 1 11/16"
● 1 3/8" x 6 1/2"
■ 1 3/16"

1225mm - 48 1/4"
700mm - 27 9/16"

● 42.4
● 40 x 360mm
■ 35
● 1 11/16"
● 1 9/16" x 14 3/16"
■ 1 3/8"




165mm
6 1/2"

1120mm - 45 9/16"
700mm - 27 9/16"

255mm
9 7/8"




● 16 mm 5/8"	Ø = 63mm Ø = 2 1/2"	CSR16-WHI
● 40 mm 1 5/8"	Ø = 120mm Ø = 4 3/4"	CSR40-WHI
● 42.4 mm 1 11/16"	Ø = 80mm Ø = 3 1/8"	CSR42-WHI



■ 16 mm 5/8"	A = 60mm A = 2 3/8"	CSK16-WHI
■ 35 mm 1 3/8"	A = 92mm A = 3 358"	CSK35-WHI



● 16 mm 5/8"	Ø = 63mm Ø = 2 1/2"	CSR16CARB
● 40 mm 1 5/8"	Ø = 120mm Ø = 4 3/4"	CSR40CARB
● 42.4 mm 1 11/16"	Ø = 80mm Ø = 3 1/8"	CSR42CARB



■ 16 mm 5/8"	A = 60mm A = 2 3/8"	CSK16CARB
■ 35 mm 1 3/8"	A = 92mm A = 3 5/8"	CSK35CARB

● 40 mm 1 5/8"	PCAR10-R-WHI	PCAR11-R-WHI
● 42.4 mm INOX 1 11/16"	PCAR10-W-WHI	PCAR11-W-WHI
■ 35 mm 1 3/8"	PCAR10-K-WHI	PCAR11-K-WHI

BCAR10-R-WHI	BCAR11-R-WHI	16 mm ●
BCAR10-W-WHI	BCAR11-W-WHI	16 mm INOX ●
BCAR10-K-WHI	BCAR11-K-WHI	16 mm ●
		5/8" ■



CARBONE

Black Chrome

ø 90mm
H: 140mm

ø 3 1/2"
H: 5 1/2"

ø 100mm
H: 140mm

ø 4"
H: 5 1/2"




ø 54mm
ø 2 1/8"


ø 54mm
ø 2 1/8"

TCARB-CN

TBL70CN




1225mm - 48 1/4"
700mm - 27 9/16"
42.4
● 35 x 165mm
■ 30
● 1 11/16"
● 1 3/8" x 6 1/2"
■ 1 3/16"



165mm
6 1/2"
1120mm - 45 9/16"
700mm - 27 9/16"
255mm
9 7/8"




● 16 mm 5/8"	Ø = 63mm Ø = 2 1/2"	CSL61CN
● 40 mm 1 5/8"	Ø = 120mm Ø = 4 3/4"	CSL114CN
● 42.4 mm 1 11/16"	Ø = 80mm Ø = 3 1/8"	CSR42CN



■ 16 mm 5/8"	A = 60mm A = 2 3/8"	CSL616CN
■ 35 mm 1 3/8"	A = 85mm A = 3 3/8"	CSL835CN



● 16 mm 5/8"	Ø = 63mm Ø = 2 1/2"	CSR16CARB
● 40 mm 1 5/8"	Ø = 120mm Ø = 4 3/4"	CSR40CARB
● 42.4 mm 1 11/16"	Ø = 80mm Ø = 3 1/8"	CSR42CARB



■ 16 mm 5/8"	A = 60mm A = 2 3/8"	CSK16CARB
■ 35 mm 1 3/8"	A = 92mm A = 3 5/8"	CSK35CARB


● 40 mm 1 5/8"	PCAR10-R-CN	PCAR11-R-CN
● 42.4 mm INOX 1 11/16"	PCAR10-W-CN	PCAR11-W-CN
■ 35 mm 1 3/8"	PCAR10-K-CN	PCAR11-K-CN

BCAR10-R-CN	BCAR11-R-CN	16 mm ●
BCAR10-W-CN	BCAR11-W-CN	16 mm INOX ●
BCAR10-K-CN	BCAR11-K-CN	16 mm ■



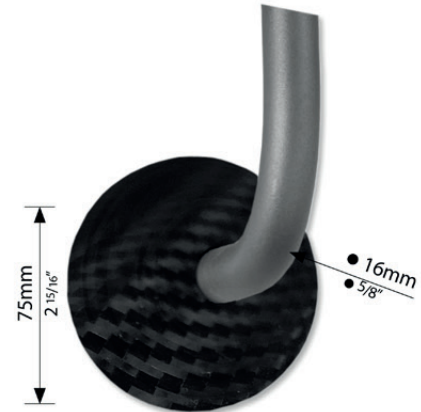
FRANÇAIS : Départs de rampe "LATERAL", en acier moulé recouvert d'un film carbone.
Livrés avec une sous-lisse en fer plat de 20/12 mm.

ENGLISH : "LATERAL" rail ends, made of cast steel with carbon cover.
Supplied with a 20/12 mm (3/4" x 1/2") steel scroll.




DR 245 LCARB

DR 245 RCARB



SML 31 CARB



CO-CARB

CU-CARB


FRANÇAIS : Film adhésif à effet texturé 3D Carbone pour recouvrir les mains courantes. Largeur 120 mm

ENGLISH : Carbon 3D textured adhesive film for covering handrails. Width 120 mm



FILM-CARBONE

Vendu au mètre. A spécifier lors de la commande.
Sold by the meter. To be specified when ordering.



TS6CARB

TS5CARB

TS4CARB

Embase passante
Passing base

Embase d'angle
Base for angle

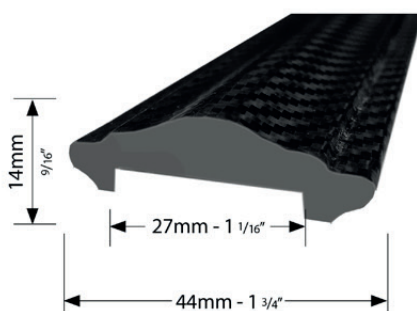
Embase d'extrémité
Extremity base

FRANÇAIS : Bague couvre-joint en acier moulé recouvert d'un film carbone.

ENGLISH : Steel castings coverjoint collar with carbon cover. .



RA 40 CARB



FRANÇAIS : Main courante en fer mouluré recouvert d'un film carbone. Livrée en longueur de 3 mètres.

ENGLISH : Formed steel handrail with carbon cover. Supplied in 3 meter (ca. 10 ft.) lengths.

MC-CARB

FRANÇAIS : Départ en acier recouvert d'un film carbone, prévu pour sous-lisse en plat de 20 x 12 mm.

ENGLISH : Rail ends, made of cast steel with carbon cover. Supplied with a 20/12 mm (3/4" x 1/2") steel scroll.



DRC 305 CARB

G=Gold NI=Nickel SA=Satin



● 40 mm 1 5/8"	PCAR10-R-G	PCAR11-R-G	PCAR10-R-NI	PCAR11-R-NI	PCAR10-R-SA	PCAR11-R-SA
● 42.4 mm INOX 1 11/16"	PCAR10-W-G	PCAR11-W-G	PCAR10-W-NI	PCAR11-W-NI	PCAR10-W-SA	PCAR11-W-SA
■ 35 mm 1 3/8"	PCAR10-K-G	PCAR11-K-G	PCAR10-K-NI	PCAR11-K-NI	PCAR10-K-SA	PCAR11-K-SA




● 16 mm 5/8"	Ø = 63mm Ø = 2 1/2"	CSL61G
● 40 mm 1 5/8"	Ø = 110mm Ø = 4 5/16"	CSL114G
● 42.4 mm 1 11/16"	Ø = 80mm Ø = 3 1/8"	CSR42-G




● 16 mm 5/8"	Ø = 63mm Ø = 2 1/2"	CSL61NI
● 40 mm 1 5/8"	Ø = 110mm Ø = 4 5/16"	CSL114NI
● 42.4 mm 1 11/16"	Ø = 80mm Ø = 3 1/8"	CSR42-NI



● 16 mm 5/8"	Ø = 63mm Ø = 2 1/2"	CSL61SA
● 40 mm 1 5/8"	Ø = 110mm Ø = 4 5/16"	CSL114SA
● 42.4 mm 1 11/16"	Ø = 80mm Ø = 3 1/8"	CSR42-SA



■ 16 mm 5/8"	A = 60mm A = 2 3/8"	CSL616G
■ 35 mm 1 3/8"	A = 85mm A = 3 3/8"	CSL835G



■ 16 mm 5/8"	A = 60mm A = 2 3/8"	CSL616NI
■ 35 mm 1 3/8"	A = 85mm A = 3 3/8"	CSL835NI



■ 16 mm 5/8"	A = 60mm A = 2 3/8"	CSL616SA
■ 35 mm 1 3/8"	A = 85mm A = 3 3/8"	CSL835SA

Ø 90mm
H: 140mm

Ø 3 1/2"
H: 5 1/2"



TCARB-G

TCARB-NI

TCARB-SA

TBL70G

TBL70NI

TBL70SA

Ø 100mm
H: 140mm

Ø 4"
H: 5 1/2"

Ø 54mm
Ø 2 1/8"

Ø 54mm
Ø 2 1/8"



● 16 mm 5/8"	BCAR10-R-G	BCAR11-R-G	BCAR10-R-NI	BCAR11-R-NI	BCAR10-R-SA	BCAR11-R-SA
● 16 mm INOX 5/8"	BCAR10-W-G	BCAR11-W-G	BCAR10-W-NI	BCAR11-W-NI	BCAR10-W-SA	BCAR11-W-SA
■ 16 mm 5/8"	BCAR10-K-G	BCAR11-K-G	BCAR10-K-NI	BCAR11-K-NI	BCAR10-K-SA	BCAR11-K-SA

CARBONE

Custom Color

FRANÇAIS : Les éléments de couleur jaune peuvent être peints selon la couleur de votre choix. Couleur RAL à spécifier lors de la commande.

ENGLISH: The yellow elements can be painted according to the color of your choice. RAL color to specify when ordering.

ø 100mm
H: 140mm

ø 4"
H: 5 1/2"



TCARB-SPE

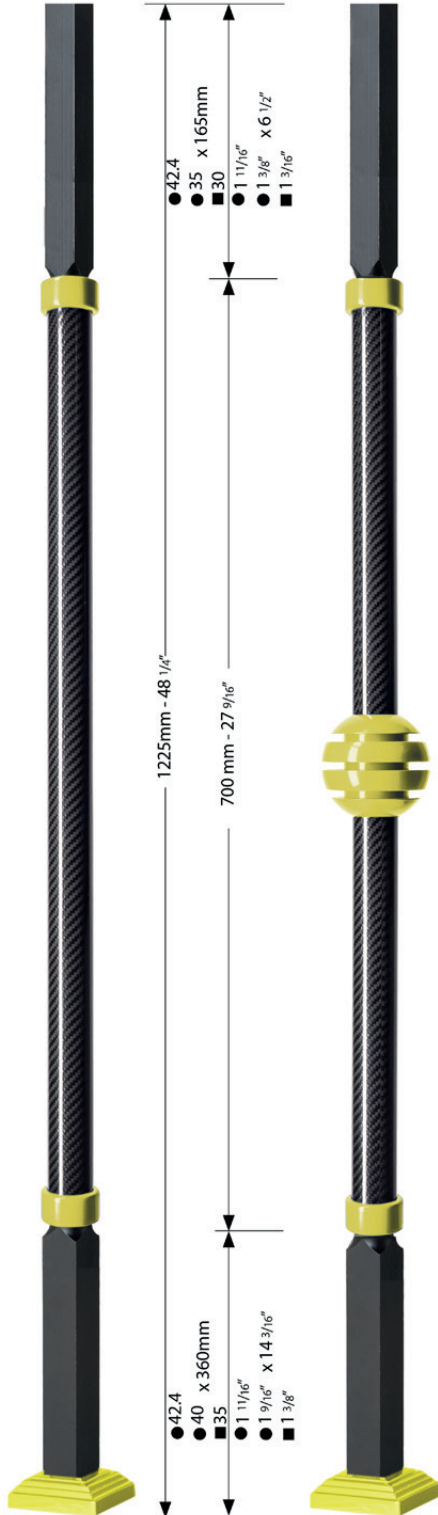


TBL90-SPE



TBL70-SPE


ø 54mm
ø 2 1/8"



● 42.4
● 35 x 165mm
■ 30
● 1 11/16" x 6 1/2"
● 1 3/8" x 6 1/2"
■ 1 3/16"

1225mm - 48 1/4"
700mm - 27 9/16"

● 42.4
● 40 x 360mm
■ 35
● 1 11/16" x 14 3/16"
● 1 9/16" x 14 3/16"
■ 1 3/8"




165mm
6 1/2"

1120mm - 45 9/16"
700mm - 27 9/16"

255mm
9 7/8"




● 16 mm 5/8"	Ø = 63mm Ø = 2 1/2"	CSR16-SPE
● 40 mm 1 5/8"	Ø = 120mm Ø = 4 3/4"	CSR40-SPE
● 42.4 mm 1 11/16"	Ø = 80mm Ø = 3 1/8"	CSR42-SPE



■ 16 mm 5/8"	A = 60mm A = 2 3/8"	CSK16-SPE
■ 35 mm 1 3/8"	A = 85mm A = 3 3/8"	CSK35-SPE



● 16 mm 5/8"	Ø = 63mm Ø = 2 1/2"	CSR16CARB
● 40 mm 1 5/8"	Ø = 120mm Ø = 4 3/4"	CSR40CARB
● 42.4 mm 1 11/16"	Ø = 80mm Ø = 3 1/8"	CSR42CARB



■ 16 mm 5/8"	A = 60mm A = 2 3/8"	CSK16CARB
■ 35 mm 1 3/8"	A = 92mm A = 3 5/8"	CSK35CARB

● 40 mm 1 5/8"	PCAR10-R-SPE	PCAR11-R-SPE
● 42.4mm INOX 1 11/16"	PCAR10-W-SPE	PCAR11-W-SPE
■ 35 mm 1 3/8"	PCAR10-K-SPE	PCAR11-K-SPE

● 16 mm 5/8"	BCAR10-R-SPE	BCAR11-R-SPE	●
● 16mm INOX 5/8"	BCAR10-W-SPE	BCAR11-W-SPE	●
■ 16 mm 5/8"	BCAR10-K-SPE	BCAR11-K-SPE	■







SCHUTT GRANDE FORGE

1, RUE DES FUSILIERS MARINS - RD 468
67 114 ESCHAU - FRANCE

TÉL: (33) 03 88 64 09 98 - FAX: (33) 03 69 55 70 94
MAIL: INFO@GRANDE-FORGE.TM.FR
WWW.GRANDE-FORGE.COM



grande forge

SCHUTT Grande Forge - 2018 - SCHUTT Julien