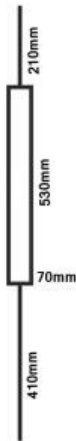
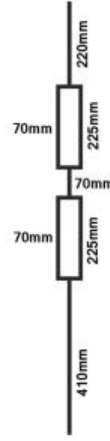


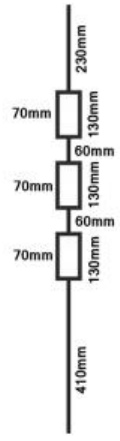
HF-16.6.1
Tube = 12mm Sq.
Height: 1150mm
Weight: 1.2 Kg



HF-16.6.3
Tube = 12mm Sq.
Height: 1150mm
Weight: 0.89 Kg



HF-16.6.4
Tube = 12mm Sq.
Height: 1150mm
Weight: 0.92 Kg



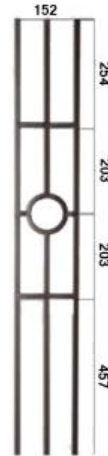
HF-16.6.5
Tube = 12 mm Sq.
Height: 1150mm
Weight: 1 Kg



HF-16.1.30
Ends: 12 mm Sq.
Height: 1118mm
Weight: 1.55kg



HF-16.1.31
Ends: 12mm Sq.
Height: 1119mm
Weight: 1.65kg



HF-16.1.32
Ends: 12 mm Sq.
Height: 1117mm
Weight: 4.55kg

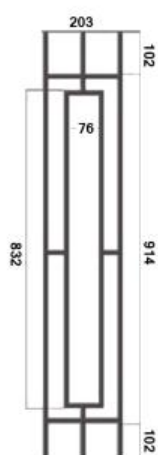


HF-16.6.2
Ends: 12 mm Sq.
Height: 1117mm
Weight: 0.7kg

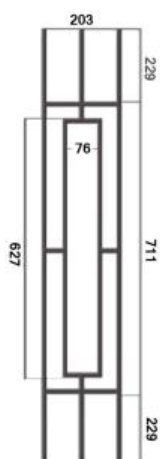


HF-16.6.7
Ends: 12 mm Sq.
Height: 1117mm
Weight: 0.7kg

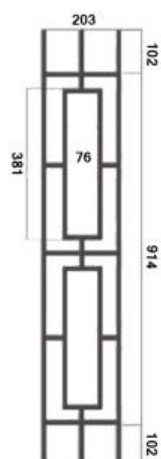
To view a more extensive range of these products, please go to www.balustrade-systems.com and visit 'Kensington Wrought Iron', under 'Our Suppliers'



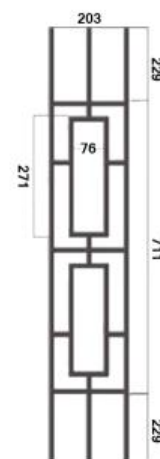
HF-9.4.1
Ends: 12mm Sq.
Height: 1118mm
Weight: 2kg



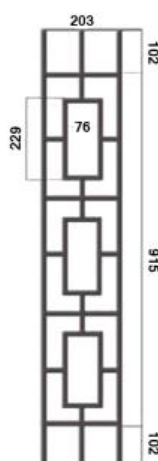
HF-9.4.11
Ends: 12mm Sq.
Height: 1169mm
Weight: 2kg



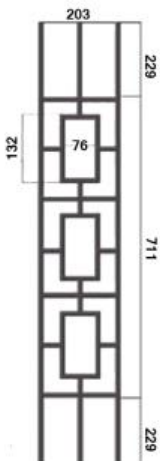
HF-9.4.2
Ends: 12mm Sq.
Height: 1118mm
Weight: 2.2kg



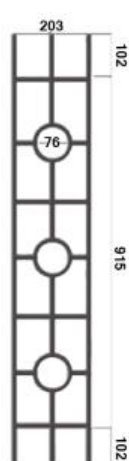
HF-9.4.22
Ends: 12mm Sq.
Height: 1169mm
Weight: 2.1kg



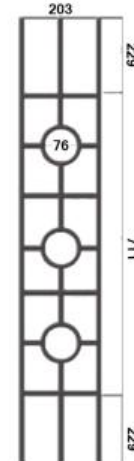
HF-9.4.3
Ends: 12mm Sq.
Height: 1119mm
Weight: 2.27kg



HF-9.4.33
Ends: 12mm Sq.
Height: 1169mm
Weight: 2.22kg



HF-9.4.4
Ends: 12mm Sq.
Height: 1119mm
Weight: 2.25kg



HF-9.4.44
Ends: 12mm Sq.
Height: 1169mm
Weight: 2.2kg



HF-3.2.1-STB
16mm Sq.
Solid
20 Kg
1118mm High



HF-1.1.22-STB
25mm Rd.
Solid
8.2 Kg
1195mm High



HF-1.1.23-STB
25mm Sq
Solid
21.5 Kg
1195mm High



HF-3.1.1-STB
16mm Rd.
Solid
20 Kg
1118mm High



HF-3.1.2-STB
16mm Rd.
Solid
20 Kg
1118mm High



HF-3.2.2-STB
16mm Sq.
Solid
20 Kg
1118mm High

To view a more extensive range of these products, please go to www.balustrade-systems.com and visit 'Kensington Wrought Iron', under 'Our Suppliers'