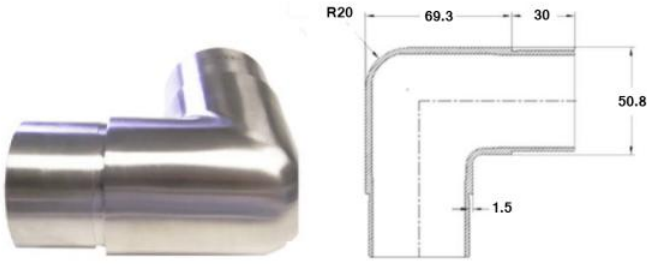
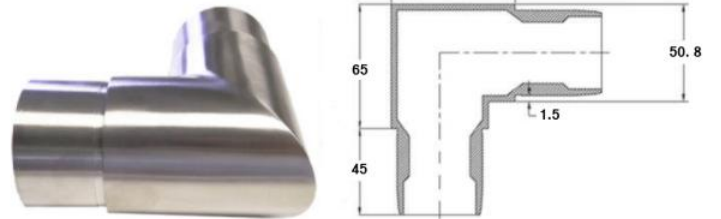


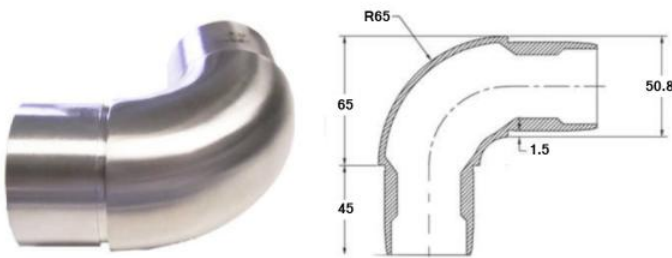
*Test reports are available upon request




RV1003-50.8x1.5mm
Short Radius Bend
316



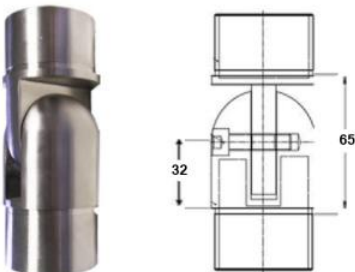
RV1005-50.8x1.5mm
Sharp Bend
316



RV1008-50.8x1.5mm
Radius Bend
316



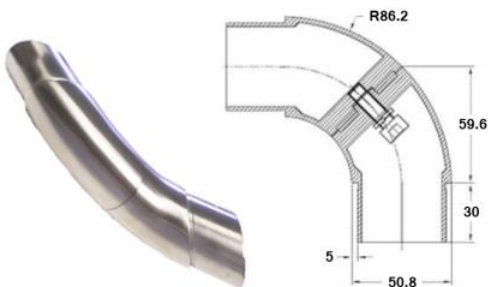
RV1018-50.8x1.5mm
Rounded End Scroll
316



RV1004-ADJ-50.8x1.5mm
Adjustable Angle Changer
316



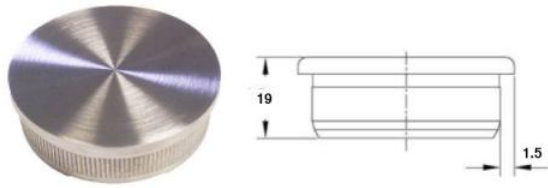
RV1001-50.8x1.5mm
Straight Connector
316



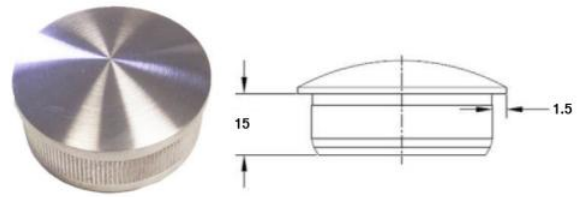
RV1009-50.8x1.5mm
Rotatable Bend
316



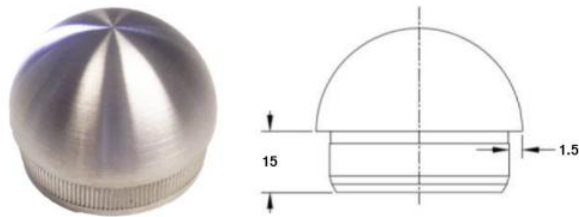
RO1001-50.8
Tube x 1.5mm Satin/Mirror
304/316



EK1002-50.8x1.5mm
Flat End Cap
316



EK1010-50.8x1.5mm
Convex End Cap
316



EK1018-50.8x1.5mm
Dome End Cap
316

