

# CACHE-SCELLEMENTS - BASE COLLARS - ABDECKROSETTEN AFDEKROZETTEN ROSETA-EMBELLEDOR - ОСНОВАНИЯ

**FRANÇAIS :** Cache-scellements en laiton. Produits conçus exclusivement pour l'intérieur.


**DEUTSCH :** Messing Abdeckrosetten. Wir empfehlen diese Teile nur für den Innenbereich zu verwenden.

**ENGLISH :** Brass base collars. Items for indoor use only.


**NEDERLANDS :** Messing afdekrozetten. Gebruik : uitsluitend voor interieurs.

**ESPAÑOL :** Roseta-embellecedor en latón. Productos exclusivamente para el interior.


**RUSSE :** Латунные основания.  
Для использования только в помещении.




■ 35 mm  
1 3/8" **CSL 140\***



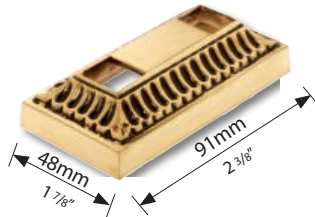
■ 35 mm  
1 3/8" **CSL 940\***




■ 14 x 16 mm  
9/16 x 5/8" **CSL 648\***




■ 16 mm  
5/8" **CSL 147\***




■ 14 x 16 mm  
9/16 x 5/8" **CSL 403\***




■ 14 mm 9/16"	<b>CSL 614*</b>
■ 16 mm 5/8"	<b>CSL 616*</b>
■ 20 mm 3/4"	<b>CSL 620*</b>




**CSL 600\***



● 10 mm  
3/8" **CSL 810\***

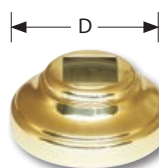


■ 25 mm 1"	<b>CSL 825*</b>
■ 35 mm 1 3/8"	<b>CSL 835*</b>



D

● 10 mm 3/8"	53 mm 2 1/16"	<b>CSL 50*</b>
● 14 mm 9/16"	53 mm 2 1/16"	<b>CSL 51*</b>
● 16 mm 5/8"	63 mm 2 1/2"	<b>CSL 61*</b>
● 18 mm 11/16"	75 mm 3"	<b>CSL 78*</b>



D

■ 14 mm 9/16"	53 mm 2 1/16"	<b>CSL 52*</b>
■ 16 mm 5/8"	53 mm 2 1/16"	<b>CSL 54*</b>
■ 20 mm 3/4"	53 mm 2 1/16"	<b>CSL 53*</b>
■ 20 mm 3/4"	63 mm 2 1/2"	<b>CSL 63*</b>



● 30 mm 1 3/16"	<b>CSL 113*</b>
● 40 mm 1 9/16"	<b>CSL 114*</b>

P : Patiné - Patinated		P : Patiné - Patinated		P : Patiné - Patinated		P : Patiniert - Patinado	
● 10 mm 3/8"	<b>CSL 80 *</b>	■ 16 mm 5/8"	<b>CSL 86 *</b>	● 10 mm 3/8"	<b>CSL 10 *</b>	● 18 mm 11/16"	<b>CSL 18 P</b>
● 10 mm 3/8"	<b>CSL 80 P</b>	■ 16 mm 5/8"	<b>CSL 86 P</b>	● 16 mm 5/8"	<b>CSL 16 *</b>	● 30 mm 1 3/16"	<b>CSL 30 P</b>
				● 16 mm 5/8"	<b>CSL 16 *</b>	● 40 mm 1 9/16"	<b>CSL 40 P</b>

**FRANÇAIS :** Equerre de raccordement pour poteaux à extrémités carrées. En fer usiné, elle est à souder aux lisses basse et haute. Livrée avec une vis, six pans creux M 10.

**DEUTSCH :** Verbindungswinkel aus Eisen für Pfosten mit vierkant Endstücken. Zum anschweißen an die Ober- und Untergurte. Geliefert mit einer M 10 Senkkopfschraube mit Innen-sechskant, verdeckt.

**ENGLISH :** Right angle steel connector for square posts, designed to be welded to upper and lower rails. Supplied with M10 hex socket head screw.

**NEDERLANDS :** Ijzeren verbindingshoek om hoofdbalusters met leuningprofielen te verbinden d.m.v. lassen/schroeven. Geleverd met M10 schroef met inwendig zeskant.

**ESPAÑOL :** Escuadra para el empalme de balaustres de arranque con extremos cuadrados. En acero mecanizado, están listas para soldar a las pletinas inferior y superior. Se suministra con un tornillo ALLEN de M 10.

**RUSSE :** Стальной соединительный элемент для квадратных стоек, можно приваривать как к верху, так и к низу ограждения. В комплект поставки входит винт М10 с шестигранной головкой.

**RAC 20**

**ACIER INOXYDABLE REVÊTEMENT PVD  
STAINLESS STEEL PVD COATED**



● 16 mm 5/8"	<b>CSRF16L</b>	● 40 mm 1 9/16"	<b>CSRF40L</b>	■ 16 mm 5/8"	<b>CSKF16L</b>	■ 35 mm 1 3/8"	<b>CSKF35L</b>
-----------------	----------------	--------------------	----------------	-----------------	----------------	-------------------	----------------