


CACHE-SCELLEMENTS - BASE COLLARS - ABDECKROSETTEN AFDEKROZETTEN ROSETA-EMBELLEDOR

*** FINITIONS G / NI / CN / SA : A PRECISER AU MOMENT DE LA COMMANDE - G / NI / CN / SA : LIEFERBARE FERTIGUNGEN BITTE BEI DER BESTELLUNG ANGEBEN
G / NI / CN / SA FINISHES : PLEASE CHOOSE AT TIME OF ORDERING**

FRANÇAIS : Cache-scellements en laiton. Produits conçus exclusivement pour l'intérieur.
DEUTSCH : Messing Abdeckrosetten. Wir empfehlen diese Teile nur für den Innenbereich zu verwenden.
ENGLISH : Brass base collars. Items for indoor use only.


NEDERLANDS : Messing afdekrozetten. Gebruik : uitsluitend voor interieurs.
ESPAÑOL : Roseta-embellecedor en latón. Productos exclusivamente para el interior.



90mm
3 1/2"

35 mm
1 3/8"

CSL 140*




90mm
3 1/2"

35 mm
1 3/8"

CSL 940*

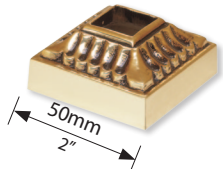
NEW



60 - 2 3/8" 105mm - 4 1/8"

P : Patiné - Patinated P : Patiniert - Patinado

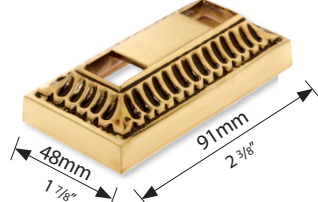
● 10 mm 3/8"	CSL 10 P	● 18 mm 11/16"	CSL 18 P
● 16 mm 5/8"	CSL 16 P	● 30 mm 1 3/16"	CSL 30 P
● 10 mm 3/8"	CSL 10*	● 18 mm 11/16"	CSL 18*
● 16 mm 5/8"	CSL 16*	● 30 mm 1 3/16"	CSL 30*



50mm
2"

16 mm
5/8"

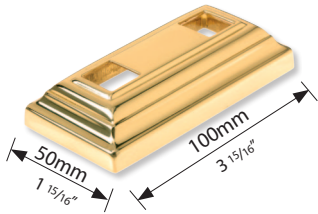
CSL 147*



48mm
1 7/8" 91mm
2 3/8"

14 x 16 mm
9/16 x 5/8"


CSL 403*



50mm
1 15/16" 100mm
3 15/16"

14 x 16 mm
9/16 x 5/8"

CSL 648*




67mm
2 5/8"

10 mm
3/8"


CSL 80* **CSL 80 P**

Patiné - Patinated
Patiniert - Patinado




60mm
2 3/8"

CSL 600*



60mm
2 3/8"

■ 14 mm 9/16"	CSL 614*
■ 16 mm 5/8"	CSL 616*
■ 20 mm 3/4"	CSL 620*




67mm
2 5/8"

16 mm
5/8"

CSL 86* **CSL 86 P**


Patiné - Patinated
Patiniert - Patinado



85mm
3 3/8"

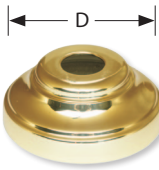
10 mm
3/8"

CSL 810*



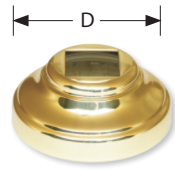
85mm
3 3/8"

■ 25 mm 1"	CSL 825*
■ 35 mm 1 3/8"	CSL 835*




D

● 10 mm 3/8"	53 mm 2 1/16"	CSL 50*
● 14 mm 9/16"	53 mm 2 1/16"	CSL 51*
● 16 mm 5/8"	63 mm 2 1/2"	CSL 61*
● 18 mm 11/16"	75 mm 3"	CSL 78*



D

■ 14 mm 9/16"	53 mm 2 1/16"	CSL 52*
■ 16 mm 5/8"	53 mm 2 1/16"	CSL 54*
■ 20 mm 3/4"	53 mm 2 1/16"	CSL 53*
■ 20 mm 3/4"	63 mm 2 1/2"	CSL 63*



110mm
4 5/16"

● 30 mm 1 3/16"	CSL 113*
● 40 mm 1 9/16"	CSL 114*